

## 6 Series Ex de 621 Bulkhead

ATEX / IECEx CERTIFIED  
CAT II ZONE 1

### Key points

A popular Zone 1 fitting offering the following benefits:

- Integral Ex e terminal chamber for less corrosion and faster installation
- Long replacement cycle due to robust heavy duty construction
- Wide variety of lamp options
- Versions suitable for use in high ambient temperatures
- Angled installation possible with pivot bracket accessory
- Internal or external reflectors maximises lamp output
- Low profile bulkhead ideal for walkways and pedestrian access points (621 Series)
- Marine grade alloy suitable for offshore installation
- Optional stainless steel labels for enhanced record keeping in harsh environments



### Typical applications


- Chemical sites
- Offshore
- Exposed walkways
- Fuel storage facilities
- Refineries
- Marine
- Grain storage
- Water treatment plants
- Docks / jetties
- Pharmaceutical
- Paper mills
- Metal treatment plants

### Technical Data

Certification Code (Gas)	Ex de IIC Gb T6 - T2
Certification Code (Dust)	Ex tb IIIC Db T6 - T2
Protection type	Ex de (flameproof, increased safety)
ATEX / IECEx type class	Group II Category 2 GD
Certification standards	EN 60079, EN 61241, IEC 60079, IEC 61241
Certificate(s)	SIRA01ATEX1033, IEC Ex SIR09.0029X
Suitable zoned areas	Zone 1 and Zone 2, Zone 21 and Zone 22
Gas group suitability	IIA, IIB, and IIC
Ambient Range (Max)	-20:C to 110:C - see lamp types
Material	Corrosion resistant long life marine grade aluminium body with toughened borosilicate glass dome
Ingress protection (IP rating)	IP66
Cable Entries	2 x M20—ISO (1 plugged) as standard Other threads available
Electrical connections	4 wire and earth. Cable size 4mm <sup>2</sup> max With looping facility
Control Gear (when fitted)	Electronic ballast , ignitor & capacitor
Supply voltage	240V 50Hz
Installation / Mounting	Back mounted fixing strap
Re-lamp access	Via removable screw threaded glass dome
Weight	12.5 - 16.0kg (lamp dependant)

**Options**

Pendant Mount	Flexible mounting with eyebolts (PM option)
Reflectors	Internal & External are available (R option)
Wire guard	For glass dome impact protection (WG option)
Pivot bracket	For complete directional control (PB option)



External reflector option



Wire guard option

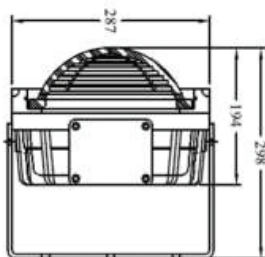


Coloured glass option

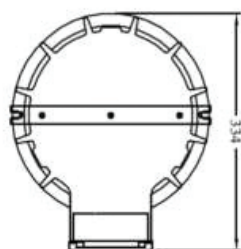
<b>Lamp Types/Lamp holder</b>	<b>621 Bulkhead All certified Ex de IIC (gas) and Ex tb IIC (dust)</b>
200W GLS (max) / E27	T4@Ta=33°C
125W HPMV / E27	T4@Ta=40°C
80W HPMV / E27	T4@Ta=40°C, T3@Ta=60°C
25W SL / E27	T6@Ta=40°C, T5@Ta=60°C
70W SON / E27	T4@Ta=40°C

<b>Lamp Types/Holder Available</b>	<b>621 Bulkhead high temperature (HT) version All certified Ex de IIC (gas) and Ex tb IIC (dust)</b>
200W GLS (max) / E27	T3@Ta=60°C
125W HPMV / E27	T3@Ta=70°C
80W HPMV / E27	T3@Ta=90°C
25W SL or PLCE / E27	T5@Ta=60°C
70W SON / E27	T3@Ta=90°C
2x70W Halogen GLS / E27	T4@Ta=33°C, T3@Ta=90°C
70W Halogen GLS / E27	T4@Ta=33°C, T3@Ta=100°C

**Fixing & Dimensions/mm**



Optional Pivot Bracket



**How to select your product for ordering**

Example: A 620 wellglass with twin 70W halogen lamps, with reflector and wire guard, for use at high ambient temperatures

Model	620
Lamp type	2x70WHal
Mains voltage	240
Mains frequency	50Hz
Options	Reflector
Options	Wire Guard
Options	High Temperature version

Product code required is:

**620 / 2x70HAL / 240 / 50 / R / WG / HT**